

# Ocean Acidification: The Other CO<sub>2</sub> Problem

Scott C. Doney,<sup>1</sup> Victoria J. Fabry,<sup>2</sup> Richard A. Feely,<sup>3</sup>  
and Joan A. Kleypas<sup>4</sup>

<sup>1</sup>Marine Chemistry and Geochemistry, Woods Hole Oceanographic Institution, Woods Hole, Massachusetts 02543; email: sdoney@whoi.edu

<sup>2</sup>Department of Biological Sciences, California State University, San Marcos, California 92096; email: fabry@csusm.edu

<sup>3</sup>Pacific Marine Environmental Laboratory, National Oceanic and Atmospheric Administration, Seattle, Washington 98115; email: Richard.A.Feely@noaa.gov

<sup>4</sup>Institute for the Study of Society and Environment, National Center for Atmospheric Research, Boulder, Colorado 80307; email: kleypas@ucar.edu

Annu. Rev. Mar. Sci. 2009. 1:169–92

First published online as a Review in Advance on August 29, 2008

The *Annual Review of Marine Science* is online at [marine.annualreviews.org](http://marine.annualreviews.org)

This article's doi:  
10.1146/annurev.marine.010908.163834

Copyright © 2009 by Annual Reviews.  
All rights reserved

1941-1405/09/0115-0169\$20.00

## Key Words

biogeochemistry, calcification, carbon dioxide, climate change, coral, ecosystem

## Abstract

Rising atmospheric carbon dioxide (CO<sub>2</sub>), primarily from human fossil fuel combustion, reduces ocean pH and causes wholesale shifts in seawater carbonate chemistry. The process of ocean acidification is well documented in field data, and the rate will accelerate over this century unless future CO<sub>2</sub> emissions are curbed dramatically. Acidification alters seawater chemical speciation and biogeochemical cycles of many elements and compounds. One well-known effect is the lowering of calcium carbonate saturation states, which impacts shell-forming marine organisms from plankton to benthic molluscs, echinoderms, and corals. Many calcifying species exhibit reduced calcification and growth rates in laboratory experiments under high-CO<sub>2</sub> conditions. Ocean acidification also causes an increase in carbon fixation rates in some photosynthetic organisms (both calcifying and noncalcifying). The potential for marine organisms to adapt to increasing CO<sub>2</sub> and broader implications for ocean ecosystems are not well known; both are high priorities for future research. Although ocean pH has varied in the geological past, paleo-events may be only imperfect analogs to current conditions.

**ppmv:** parts per million by volume

**pH:** a measure of ocean acidity and hydrogen ion  $H^+$  concentration;  
 $pH = -\log_{10}[H^+]$

**Ocean acidification:** the addition of carbon dioxide in seawater that causes a reduction in ocean pH and shifts in carbonate speciation

**HOT:** Hawaii Ocean Time-Series

**pCO<sub>2</sub>:** carbon dioxide partial pressure

**Dissolved inorganic carbon (DIC):** sum of aqueous CO<sub>2</sub> gas, carbonic acid, bicarbonate, and carbonate ions

**Saturation state:** thermodynamic condition of seawater that describes the degree of supersaturation or undersaturation with respect to the particular phase of the CaCO<sub>3</sub> mineral

**Geochemical Sections (GEOSECS):** a global-scale 1970s chemical oceanography survey

**Calcite:** a mineral form of calcium carbonate found in many marine plankton and invertebrates that is less soluble than high-magnesium calcite, which is found in some marine taxa such as echinoderms and coralline algae

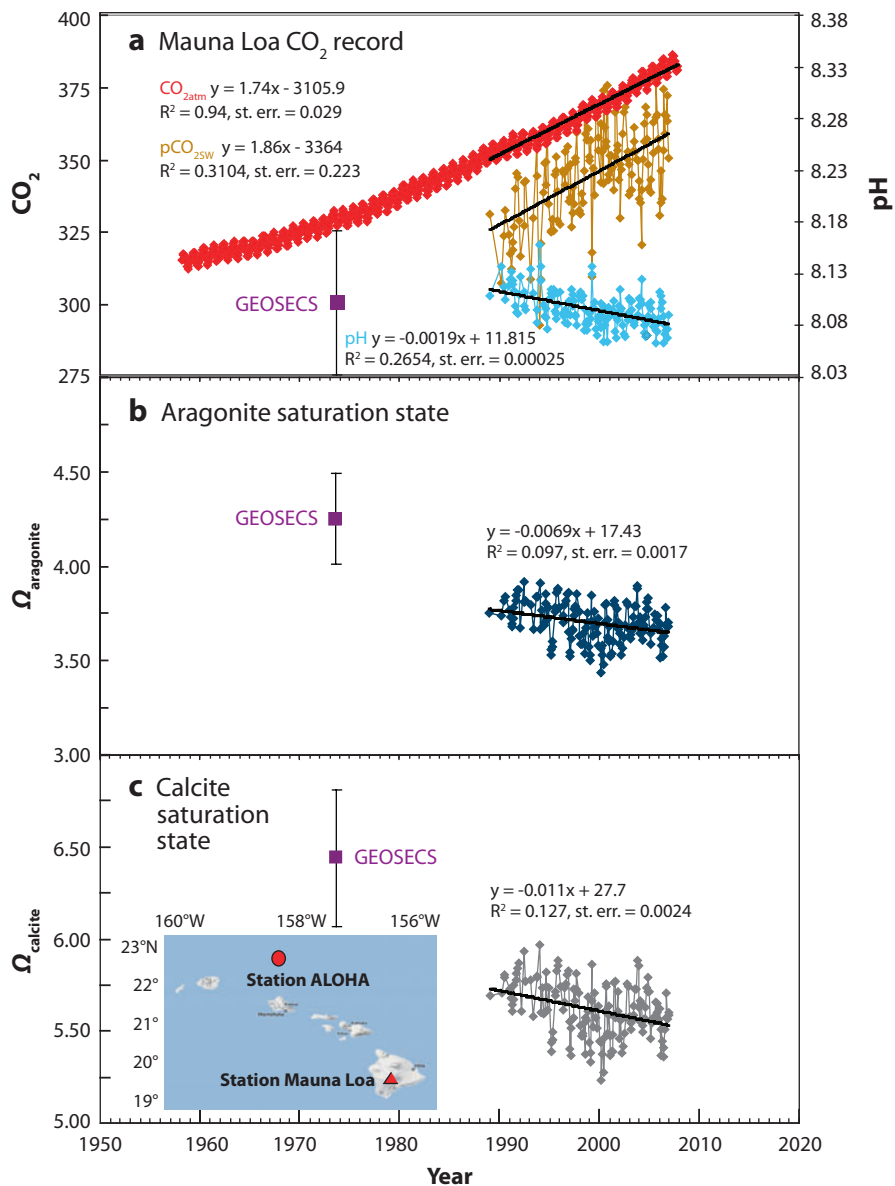
## INTRODUCTION

Over the past 250 years, atmospheric carbon dioxide (CO<sub>2</sub>) levels increased by nearly 40%, from preindustrial levels of approximately 280 ppmv (parts per million volume) to nearly 384 ppmv in 2007 (Solomon et al. 2007). This rate of increase, driven by human fossil fuel combustion and deforestation, is at least an order of magnitude faster than has occurred for millions of years (Doney & Schimel 2007), and the current concentration is higher than experienced on Earth for at least the past 800,000 years (Lüthi et al. 2008). Rising atmospheric CO<sub>2</sub> is tempered by oceanic uptake, which accounts for nearly a third of anthropogenic carbon added to the atmosphere (Sabine & Feely 2007, Sabine et al. 2004), and without which atmospheric CO<sub>2</sub> would be approximately 450 ppmv today, a level of CO<sub>2</sub> that would have led to even greater climate change than witnessed today. Ocean CO<sub>2</sub> uptake, however, is not benign; it causes pH reductions and alterations in fundamental chemical balances that together are commonly referred to as ocean acidification. Because climate change and ocean acidification are both caused by increasing atmospheric CO<sub>2</sub>, acidification is commonly referred to as the “other CO<sub>2</sub> problem” (Henderson 2006, Turley 2005).

Ocean acidification is a predictable consequence of rising atmospheric CO<sub>2</sub> and does not suffer from uncertainties associated with climate change forecasts. Absorption of anthropogenic CO<sub>2</sub>, reduced pH, and lower calcium carbonate (CaCO<sub>3</sub>) saturation in surface waters, where the bulk of oceanic production occurs, are well verified from models, hydrographic surveys, and time series data (Caldeira & Wickett 2003, 2005; Feely et al. 2004, 2008; Orr et al. 2005; Solomon et al. 2007). At the Hawaii Ocean Time-Series (HOT) station ALOHA the growth rates of surface water pCO<sub>2</sub> and atmospheric CO<sub>2</sub> agree well (Takahashi et al. 2006) (**Figure 1**), indicating uptake of anthropogenic CO<sub>2</sub> as the major cause for long-term increases in dissolved inorganic carbon (DIC) and decreases in CaCO<sub>3</sub> saturation state. Correspondingly, since the 1980s average pH measurements at HOT, the Bermuda Atlantic Time-Series Study, and European Station for Time-Series in the Ocean in the eastern Atlantic have decreased approximately 0.02 units per decade (Solomon et al. 2007). Since preindustrial times, the average ocean surface water pH has fallen by approximately 0.1 units, from approximately 8.21 to 8.10 (Royal Society 2005), and is expected to decrease a further 0.3–0.4 pH units (Orr et al. 2005) if atmospheric CO<sub>2</sub> concentrations reach 800 ppmv [the projected end-of-century concentration according to the Intergovernmental Panel on Climate Change (IPCC) business-as-usual emission scenario].

Fossil fuel combustion and agriculture also produce increased atmospheric inputs of dissociation products of strong acids (HNO<sub>3</sub> and H<sub>2</sub>SO<sub>4</sub>) and bases (NH<sub>3</sub>) to the coastal and open ocean. These inputs are particularly important close to major source regions, primarily in the northern hemisphere, and cause decreases in surface seawater alkalinity, pH, and DIC (Doney et al. 2007). On a global scale, these anthropogenic inputs (0.8 Tmol/yr reactive sulfur and 2.7 Tmol/yr reactive nitrogen) contribute only a small fraction of the acidification caused by anthropogenic CO<sub>2</sub>, but they are more concentrated in coastal waters where the ecosystem responses to ocean acidification could be more serious for humankind.

Seawater carbon dioxide measurements have been conducted since the beginning of the nineteenth century (Krogh 1904) but were sparse until the middle of the twentieth century (Keeling et al. 1965, Takahashi 1961) and particularly until the Geochemical Sections (GEOSECS) (1973–1979) (Craig & Turekian 1976, 1980) and Transient Tracers in the Ocean (TTO) (1981–1983) (Brewer et al. 1985) programs. Even so, the GEOSECS and TTO measurements were significantly less precise than those of today. Although researchers recognized that the concentration of carbon dioxide in the surface ocean was more or less in equilibrium with overlying atmosphere CO<sub>2</sub>, they largely dismissed the potential impact on the ocean biota because calcite (the assumed CaCO<sub>3</sub> mineralogy of most calcifying organisms) would remain supersaturated in the surface ocean.



**Figure 1**

Time series of: (a) atmospheric CO<sub>2</sub> at Mauna Loa (in parts per million volume, ppmv) (red), surface ocean pH (cyan), and pCO<sub>2</sub> (μatm) (tan) at Ocean Station ALOHA in the subtropical North Pacific Ocean; and (b) aragonite saturation (dark blue) and (c) calcite saturation (gray) at Station ALOHA. Note that the increase in oceanic CO<sub>2</sub> over the past 17 years is consistent with the atmospheric increase within the statistical limits of the measurements. Mauna Loa data courtesy of Dr. Pieter Tans, National Oceanic and Atmospheric Administration/Earth System Research Laboratory (<http://www.esrl.noaa.gov/gmd/ccgg/trends/>); Hawaii Ocean Time-Series (HOT)/ALOHA data courtesy of Dr. David Karl, University of Hawaii (<http://hahana.soest.hawaii.edu>). Geochemical Ocean Section Study (GEOSECS) data are from a station near Station ALOHA collected in 1973; GEOSECS data from Takahashi et al. (1980).

**Calcification:** a biological process that uses dissolved ions to form calcium carbonate minerals for shells and skeletal components

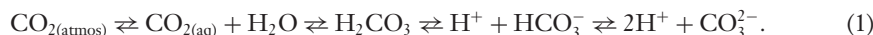
**Aragonite:** a relatively soluble mineral form of calcium carbonate found in corals, pteropods and other molluscs, and a variety of other invertebrates and algae

**Total alkalinity:** a conserved thermodynamic measure of seawater acid-base chemistry that is equal to the charge difference between conservative cations and anions

Since then, multiple studies revealed several issues that elevate ocean acidification as a threat to marine biota: (a) the calcification rates of many shell-forming organisms respond to the degree of supersaturation (e.g., Smith & Buddemeier 1992, Kleypas et al. 1999); (b) aragonite, a more soluble CaCO<sub>3</sub> mineral equally important in calcifying organisms, may become undersaturated in the surface ocean within the early 21st century (Feely & Chen 1982, Feely et al. 1988, Orr et al. 2005); and (c) the biological effects of decreasing ocean pH reach far beyond limiting calcification.

## OCEAN CARBONATE SYSTEM

Seawater carbonate chemistry is governed by a series of chemical reactions:



Air-sea gas exchange equilibrates surface water CO<sub>2</sub> to atmospheric levels with a timescale of approximately one year. Once dissolved in seawater, CO<sub>2</sub> gas reacts with water to form carbonic acid (H<sub>2</sub>CO<sub>3</sub>), which can then dissociate by losing hydrogen ions to form bicarbonate (HCO<sub>3</sub><sup>-</sup>) and carbonate (CO<sub>3</sub><sup>2-</sup>) ions. The seawater reactions are reversible and near equilibrium (Millero et al. 2002); for surface seawater with pH of ~8.1, approximately 90% of the inorganic carbon is bicarbonate ion, 9% is carbonate ion, and only 1% is dissolved CO<sub>2</sub>. Adding CO<sub>2</sub> to seawater increases aqueous CO<sub>2</sub>, bicarbonate, and hydrogen ion concentrations; the latter lowers pH because  $\text{pH} = -\log_{10}[\text{H}^+]$ . Carbonate ion concentration declines, however, because of the increasing H<sup>+</sup> concentrations. The projected 0.3–0.4 pH drop for the 21st century is equivalent to approximately a 150% increase in H<sup>+</sup> and 50% decrease in CO<sub>3</sub><sup>2-</sup> concentrations (Orr et al. 2005).

Over century and longer timescales, the ocean's ability to absorb atmospheric CO<sub>2</sub> depends on the extent of CaCO<sub>3</sub> dissolution in the water column or sediments:

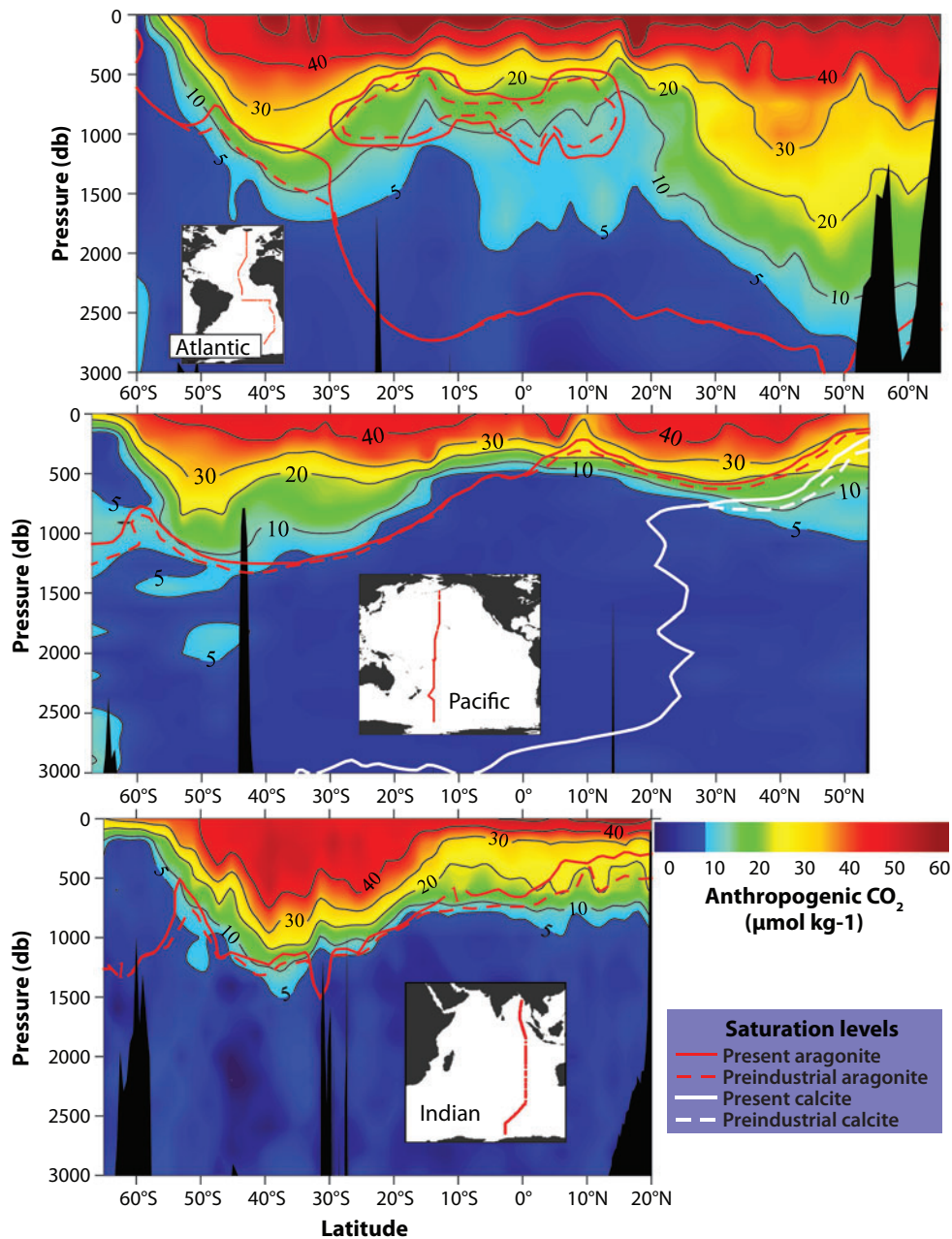


The mineral CaCO<sub>3</sub> derives from shells and skeletons of marine organisms, including plankton, corals and coralline algae, and many other invertebrates. In pelagic environments, carbonates fall through the water column and are either dissolved or deposited in shallow or deep-sea sediments (Berelson et al. 2007, Feely et al. 2004). CaCO<sub>3</sub> formation and dissolution rates vary with saturation state (Ω), defined as the ion product of calcium and carbonate ion concentrations:

$$\Omega = [\text{Ca}^{2+}] [\text{CO}_3^{2-}] / K'_{\text{sp}}. \quad (3)$$

The apparent solubility product  $K'_{\text{sp}}$  depends on temperature, salinity, pressure, and the particular mineral phase; aragonite is approximately 50% more soluble than calcite (Mucci 1983). Because [Ca<sup>2+</sup>] is closely proportional to salinity, Ω is largely determined by variations in [CO<sub>3</sub><sup>2-</sup>], which can be calculated from DIC and total alkalinity data. Shell and skeleton formation generally occurs where Ω > 1.0 and dissolution occurs where Ω < 1.0 (unless the shells or skeletons are protected, for example, by organic coatings).

Saturation states are highest in shallow, warm tropical waters and lowest in cold high-latitude regions and at depth, which reflects the increase in CaCO<sub>3</sub> solubility with decreasing temperature and increasing pressure (Feely et al. 2004) (**Figure 2**). The aragonite and calcite saturation horizons (Ω = 1) are shallower in the Indian and Pacific Oceans than in the Atlantic Ocean because of the longer deep-water circulation pathways and thus accumulation of more DIC from respired CO<sub>2</sub> (Broecker 2003). Anthropogenic CO<sub>2</sub> penetration into the ocean is concentrated in the upper thermocline (Sabine et al. 2004), and over time this has contributed to the shoaling of saturation horizons by 30–200 m from the preindustrial period to the present; evidence of aragonite undersaturation in thermocline waters in the North Pacific and Indian Oceans (Feely et al. 2002,



**Figure 2**

Vertical distributions of anthropogenic CO<sub>2</sub> concentrations in  $\mu\text{mol kg}^{-1}$  and the saturation state  $\Omega = 1.0$  horizons for aragonite (red) and calcite (white) for present (solid line) and preindustrial (dashed line) conditions along north-south transects in the (a) Atlantic, (b) Pacific, and (c) Indian Oceans as in Feely et al. (2004). Adapted with permission from AAAS.

Sabine et al. 2002); seasonal upwelling of seawater corrosive to aragonite ( $\Omega_{\text{arag}} < 1.0$ ) onto the western continental shelf of North America, approximately 40 years earlier than predicted by models (Feely et al. 2008); and an increase in areal extent of shallow undersaturated regions in the eastern tropical Atlantic (Chung et al. 2003, 2004).

## BIOLOGICAL RESPONSES TO ACIDIFICATION

Early studies investigated responses of calcifying organisms to altered seawater carbonate chemistry (Agegian 1985, Borowitzka 1981, Fabry 1990, Smith & Roth 1979), but usually for reasons unrelated to anthropogenic  $\text{CO}_2$ . Several ground-breaking studies, specifically designed to test atmospheric  $\text{CO}_2$  impacts, revealed potentially dramatic responses in corals (Gattuso et al. 1998, Langdon et al. 2000, Marubini & Atkinson 1999, Marubini & Davies 1996), coral reef communities (Langdon et al. 2000, 2003; Leclercq et al. 2000), and planktonic organisms (Bijma 1991, Riebesell et al. 2000). Numerous other studies mostly verified these results but also revealed the complicated nature of calcification responses, for example to Mg/Ca ratios (Ries 2005, Ries et al. 2006, Stanley et al. 2005) or  $\text{CO}_2$  in combination with changing temperature (Reynaud et al. 2003) or nutrients (Langdon & Atkinson 2005, Sciandra et al. 2003).


Calcifying organisms exert a variable degree of control over biomineralization, which generally involves passive and active ion movement in and out of a calcification compartment isolated from ambient seawater (Weiner & Dove 2003). Reduced calcification rates are observed following acidification for a variety of calcareous organisms even when aragonite or calcite  $\Omega > 1.0$  (Royal Society 2005, Kleypas et al. 2006, Fabry et al. 2008). The degree of sensitivity varies among species, however, and some taxa may show enhanced calcification at  $\text{CO}_2$  levels projected to occur over the 21st century (Iglesias-Rodríguez et al. 2008, Ries et al. 2008). However, calcification- $\text{CO}_2$  response studies exist for a limited number of species in many calcifying groups, and we currently lack sufficient understanding of calcification mechanisms to explain species-specific differences observed in manipulative experiments.

Thus far, most of the elevated  $\text{CO}_2$  response studies on marine biota, whether for calcification, photosynthesis, or some other physiological measure, have been short-term experiments that range from hours to weeks. Chronic exposure to increased  $\text{pCO}_2$  may have complex effects on the growth and reproductive success of calcareous plankton and could induce possible adaptations that are not observed in short-term experiments. Nevertheless, such laboratory experiments enable testing of single or multiple environmental variables in highly controlled settings and are critically needed to identify species' preadapted sensitivities to increasing  $\text{CO}_2$ .

### Shallow-Water Tropical Corals and Coral Reefs

Scleractinian (stony) corals evolved in the Triassic period more than 200 million years ago (Mya), and their ability to produce large quantities of  $\text{CaCO}_3$  has undoubtedly contributed to their evolutionary success (Wood 2001). Scleractinian corals are an important group of hypercalcifiers, organisms with the capacity to produce massive quantities of  $\text{CaCO}_3$  but in which calcification rates vary under different environmental conditions (Stanley & Hardie 1998).

A dramatic example is the work by Fine & Tchernov (2007) in which two species of corals grown in highly acidified water completely lost their skeletons (**Figure 3**), then regrew them after being returned to seawater of normal pH. The study highlights three points: (a) coral calcification rates can vary greatly in response to changes in pH and aragonite saturation state, (b) the naked, anemone-like coral polyps remained healthy, but (c) the fitness of organisms overall would change because of the loss of the protective skeleton. These results also support the paleontologically




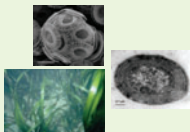


**Figure 3**

Photos of scleractinian coral *Oculina patagonica* after being maintained for 12 months in (a) normal seawater (pH = 8.2) and (b) acidified seawater (pH = 7.4). From Fine & Tchernov (2007). Reprinted with permission from AAAS.

sudden appearance of scleractinian corals some 14 million years (Ma) after the Permian extinction event; that is, corals may have continued to exist as “naked corals” until ocean chemistry became favorable for skeletal formation (Stanley & Fautin 2001).

Many laboratory studies on a variety of coral species, indeed almost every study published to date (**Figure 4**), confirm that coral calcification rates decrease in response to decreasing aragonite saturation state. Analyses of cores from massive coral colonies of the Great Barrier Reef show that calcification rates declined 21% between 1988 and 2003, although this decrease exceeds that expected from lowered saturation state alone and probably reflects the composite effects of a suite of changing environmental conditions (e.g., saturation state, temperature, nutrients) (Cooper et al. 2008).

**Ma:** millions of years

Physiological response	Major group	Species studied	Response to increasing CO <sub>2</sub>			
			a	b	c	d
<b>Calcification</b> 	Coccolithophores <sup>1</sup>	4	2	1	1	1
	Planktonic Foraminifera	2	2	-	-	-
	Molluscs	4	4	-	-	-
	Echinoderms <sup>1</sup>	3	2	1	-	-
	Tropical corals	11	11	-	-	-
	Coralline red algae	1	1	-	-	-
<b>Photosynthesis<sup>2</sup></b> 	Coccolithophores <sup>3</sup>	2	-	2	2	-
	Prokaryotes	2	-	-	1	-
	Seagrasses	5	-	-	-	-
<b>Nitrogen Fixation</b> 	Cyanobacteria	1	-	1	-	-
<b>Reproduction</b> 	Molluscs	4	4	-	-	-
	Echinoderms	1	1	-	-	-

1) Increased calcification had substantial physiological cost; 2) Strong interactive effects with nutrient and trace metal availability, light, and temperature; 3) Under nutrient replete conditions.

**Figure 4**

Representative examples of impacts of ocean acidification on major groups of marine biota derived from experimental manipulation studies. The response curves on the right indicate four cases: (a) linear negative, (b) linear positive, (c) level, and (d) nonlinear parabolic responses to increasing levels of seawater pCO<sub>2</sub> for each of the groups. Note that in some cases strains of the same species exhibited different behavior in different experiments (cf. Fabry et al. 2008; Guinotte & Fabry 2008).

Many other benthic calcifying taxa are also both biogeochemically and ecologically important, including calcifying green algae and coralline red algae in particular. The contribution of calcifying green algae in the genus *Halimeda* to the global net CaCO<sub>3</sub> production may rival that of coral reefs (Milliman & Droxler 1996, Rees et al. 2007). Coralline red algae are widespread, globally significant, but often overlooked benthic marine calcifiers (Foster 2001). A recent study on a common crustose coralline alga in Hawaii showed that both calcification rates and recruitment rates decline at lower carbonate saturation state (Kuffner et al. 2008), but relatively few studies have been conducted on either green or red algae.

Field measurements of reef calcification at the community scale (Bates 2002, Broecker & Takahashi 1966, Gattuso et al. 1995, Kawahata et al. 1999, Kayanne et al. 2005) consistently show that calcification rates are correlated with changes in a variety of components of the carbonate system in seawater (alkalinity, pCO<sub>2</sub>, saturation state). A recent study suggests that inorganic precipitation of calcium carbonate cements, an important binding component in coral reefs, is



correlated with saturation state and that the abundance of such cements may increase reef resistance to erosion (Manzello et al. 2008).

Coral reef ecosystems are defined by their ability to produce a net surplus of  $\text{CaCO}_3$  that produces the reef structure (Kleypas et al. 2001). Reef structures typically span only 10–30 m in depth, but are structurally complex and support high marine biodiversity. During the repeated glacial to interglacial sea level transgressions from 3 Mya to the present, reef ecosystems thrived because their rapid accretion rates migrated the coral community upward and maintained the community within the minimum light levels for continued growth. Under increasing ocean acidification, not only will coral community calcification decrease, but also dissolution rates will increase (Langdon et al. 2000, Yates & Halley 2006), particularly for those reefs that are already near the limit for reef growth (e.g., higher latitude reefs). Interestingly, even though global warming may allow corals to migrate to higher latitudes (Precht & Aronson 2004), the decrease in reef  $\text{CaCO}_3$  production may restrict reef development to lower latitudes where aragonite saturation levels can support calcium carbonate accumulation (Guinotte et al. 2003, Kleypas et al. 2001).

### Deep-Water Corals and Carbonate Mounds

Deep-water scleractinian corals thrive in the subphotic waters of continental slopes, usually in depths of 200–1000 m. They are slow growing and often long lived, up to 1500 years old, and form habitat that supports high biodiversity and fisheries. The maximum depth of these communities, particularly of the aragonitic scleractinian corals, appears to coincide with the depth of the aragonite saturation horizon (Guinotte et al. 2006), which reaches an average depth of >2000 m in the North Atlantic, but can be as shallow as 200 m in the North Pacific Ocean (**Figure 2**). As in the case of their tropical counterparts, deep-water corals can produce large mounds of calcium carbonate, albeit much more slowly (Roberts et al. 2006). In contrast to the equatorward contraction of tropical coral reefs, it is the depth distribution of deep-water coral communities that will contract; the deepest communities will be the first to experience a shift from saturated to undersaturated conditions (**Figure 2**).

### Other Benthic Invertebrates

Calcareous skeletal hard parts are widespread among benthic invertebrate phyla, yet apart from corals, few studies have investigated the effects of climate-relevant  $\text{CO}_2$  increases on calcification in these fauna. Gazeau and coworkers (2007) reported that calcification rates in the mussel *Mytilus edulis* and the Pacific oyster *Crassostrea gigas* decreased by 25% and 10%, respectively, when grown at ~740 ppmv  $\text{CO}_2$ . Similarly, reduced shell growth was observed in the gastropod *Strombus lubuanus* and two sea urchin species when grown at 560 ppmv  $\text{CO}_2$  over a 6-month period (Shirayama & Thornton 2005). Moreover, mussels, sea urchins (Michaelidis et al. 2005, Miles et al. 2007), and to a much lesser extent the crab *Necora puber* (Spicer et al. 2007) are sensitive to internal acidification of body fluids and use shell dissolution to compensate. Calcification in the arms of a burrowing brittle star increased when organisms were grown in low pH water (Wood et al. 2008; **Figure 4**, case b). However, decreased muscle mass in arms was also observed, which would reduce arm movement and likely decrease respiration and feeding. Thus, the enhanced calcification observed in short-term experiments would probably not be sustainable in the long-term.

The response of early developmental stages of benthic invertebrates to  $\text{CO}_2$ -induced acidification of seawater has been investigated in bivalves and sea urchins. Kurihara & Shirayama (2004) reported reduced fertilization success, developmental rates, larval size, and spicule skeletogenesis

---

**microatmosphere**

( $\mu\text{atm}$ ): a measure of seawater  $\text{pCO}_2$ ;

1  $\mu\text{atm} = 10^{-6}$  atm

---

with increasing  $\text{CO}_2$  in the sea urchins *Hemicentrotus pulcherrimus* and *Echinodetra mathei*. When gametes of the oyster *C. gigas* were exposed to 2268  $\mu\text{atm}$   $\text{pCO}_2$ , no differences in rates of fertilization or embryo development were observed, relative to the control group, until 24 h after fertilization, when more than 80% of the D-shaped larvae grown in high- $\text{CO}_2$  seawater displayed malformed shells or remained unmineralized (Kurihara et al. 2007).

## Planktonic Calcification

The major calcareous plankton groups are calcite-forming coccolithophores and foraminifera and aragonite-forming euthecosomatous pteropods. Most planktonic studies have focused on coccolithophores, although to date these studies have covered only four of approximately 250 to 500 living coccolithophore species (Young et al. 2005) and revealed nonuniform calcification response to high- $\text{CO}_2$ /low-pH seawater (**Figure 4**). Many laboratory and mesocosm studies with the bloom-forming coccolithophore species of *Emiliana huxleyi* and *Gephyrocapsa oceanica* reported decreased calcification (**Figure 4**, case a) that ranged from -25% to -66% when  $\text{pCO}_2$  was increased to 560–840  $\mu\text{atm}$  (Riebesell et al. 2000; Zondervan et al. 2001, 2002; Sciandra et al. 2003; Delille et al. 2005; Engel et al. 2005).

Recently, Iglesias-Rodríguez and colleagues (2008) found a doubling of cell-specific calcification rates for laboratory *E. huxleyi* cultures grown at 750  $\mu\text{atm}$  versus 300  $\mu\text{atm}$   $\text{pCO}_2$  (**Figure 4**, case b). Overall size increased under high- $\text{CO}_2$  conditions, as did size and mass of individual calcitic coccoliths that surround the cell surface. However, at the same time, significantly reduced growth rates at elevated  $\text{pCO}_2$  suggest that this *E. huxleyi* strain would be more at risk of outcompetition by other phytoplankton species under future high- $\text{CO}_2$  conditions.

Similarly, Langer and coworkers (2006) found differing responses to elevated  $\text{pCO}_2$  for two other coccolithophore species, both important in calcite export to sediments. The coccolithophore *Coccolithus pelagicus* exhibited no significant change in calcification for  $\text{CO}_2$  varying from 150 to 915  $\mu\text{atm}$  (**Figure 4**, case c). Calcification rates decreased and coccolith malformations increased for *Calcidiscus leptoporus* cultures in response to  $\text{pCO}_2$  levels both above and below present-day values (**Figure 4**, case d). In contrast, examination of Atlantic Ocean sediments from the Last Glacial Maximum (LGM), when surface water  $\text{pCO}_2$  was approximately 200  $\mu\text{atm}$ , revealed no malformed coccoliths in *C. leptoporus*, suggesting that this species was adapted to low  $\text{CO}_2$  during the LGM and has subsequently adjusted to elevated modern  $\text{CO}_2$ . Such resiliency is consistent with the findings of Iglesias-Rodríguez and colleagues (2008), who examined a high-resolution sediment core and observed a distinct increase in the average coccolith mass, dominated by *C. leptoporus* and *C. pelagicus*, from 1960 to 2000 that follows the rise in atmospheric  $\text{CO}_2$ .

In laboratory experiments with two species of symbiont-bearing, planktonic foraminifera, shell mass decreased as carbonate ion concentration decreased (Spero et al. 1997; Bijma et al. 1999, 2002). When grown in seawater chemistry equivalent to 560 and 740 ppmv  $\text{CO}_2$ , the shell mass of foraminifers *Orbulina universa* and *Globigerinoides sacculifer* declined by 4–8% and 6–14%, respectively, compared with preindustrial  $\text{CO}_2$  controls.

Data from a single species of euthecosomatous pteropod (*Clio pyramidata*) indicate net shell dissolution occurs in live pteropods when the saturation state of seawater with respect to aragonite is forced to  $\Omega < 1.0$  (Orr et al. 2005, Fabry et al. 2008). Even though the animals were actively swimming, shell dissolution occurs within 48 hours when live pteropods, collected in the subarctic Pacific, are exposed to aragonite undersaturation levels similar to those projected for Southern Ocean surface waters by year 2100.

## Primary Production and Nitrogen Fixation

Carbon-concentrating mechanisms enable most marine phytoplankton species to accumulate intracellular inorganic carbon either as  $\text{CO}_2$  or  $\text{HCO}_3^-$  or both (Giordano et al. 2005). Largely because of these mechanisms, most marine phytoplankton tested in single-species laboratory studies and field population experiments show little or no change in photosynthetic rates when grown under high  $\text{pCO}_2$  conditions equivalent to  $\sim 760 \mu\text{atm}$  (Tortell et al. 1997, Hein & Sand-Jensen 1997, Burkhardt et al. 2001, Tortell & Morell 2002, Rost et al. 2003, Beardall & Raven 2004, Giordano et al. 2005, Martin & Tortell 2006). In contrast, the widely distributed coccolithophore *E. huxleyi* has low affinity for inorganic carbon and could be carbon limited in the modern ocean (Rost & Riebesell 2004). Whether *E. huxleyi* will show increased rates of photosynthesis with progressive oceanic uptake of atmospheric  $\text{CO}_2$  may depend on nutrient and trace metal availability, light conditions, and temperature (Zondervan 2007).

In a recent mesocosm  $\text{CO}_2$  manipulation study with a phytoplankton community dominated by diatoms and coccolithophores, Riebesell and coworkers (2007) reported 27% and 39% higher  $\text{CO}_2$  uptake in experimental  $\text{pCO}_2$  treatments of 700 and 1050  $\mu\text{atm}$ , respectively, relative to the 350  $\mu\text{atm}$   $\text{pCO}_2$  treatment. Direct extrapolation of such experimental results to large-scale ocean regions may be problematic, however. The global warming that accompanies ocean acidification increases thermal stratification of the upper ocean, thereby reducing the upwelling of nutrients, and has been linked to observed decreases in phytoplankton biomass and productivity on a global basis (Behrenfeld et al. 2006).

Fu and coworkers (2007) explored in culture the physiological responses of two key marine photosynthetic cyanobacteria to warmer, more  $\text{CO}_2$ -rich conditions. They observed only minimal changes for *Prochlorococcus*, whereas for *Synechococcus* they measured greatly elevated photosynthesis rates and a 20% increase in cellular C:P and N:P ratios. The  $\text{CO}_2$  and temperature responses were synergistic; that is, the change in photosynthesis for warm, high- $\text{CO}_2$  conditions was much greater than the sum of the responses to either factor individually.

Although seagrasses are able to utilize  $\text{HCO}_3^-$ , most species do so inefficiently. In all species tested to date, light-saturated photosynthetic rates increase dramatically with increased dissolved  $\text{CO}_{2(\text{aq})}$  concentration (Zimmerman et al. 1997, Short & Neckles 1999, Invers et al. 2001). In experiments with the eelgrass *Zostera marina*, Palacios & Zimmerman (2007) reported an increase in biomass and reproductive output under high- $\text{CO}_2$  conditions, suggesting potentially higher productivity of seagrasses that form a critical habitat for many fish and invertebrate species. The benefits from  $\text{CO}_2$ -enriched seawater, however, may be offset by the negative effects of increased temperature on vegetative growth (Ehlers et al. 2008).

Nitrogen-fixing cyanobacteria in the genus *Trichodesmium*, which support a large fraction of primary productivity in low nutrient areas of the world's oceans, show increased rates of carbon and nitrogen fixation and increased C/N ratios under elevated  $\text{pCO}_2$  (Hutchins et al. 2007, Barcelos e Ramos et al. 2007). At  $\text{CO}_2$  levels of 750 ppmv, *Trichodesmium*  $\text{CO}_2$  fixation rates increased by 15–128% and  $\text{N}_2$  fixation rates increased by 35–100% relative to the rates in present day  $\text{CO}_2$  conditions (Hutchins et al. 2007).

## ECOLOGICAL AND BIOGEOCHEMICAL IMPACTS

### Food Webs and Ecosystems

The limited number of studies conducted at climate-relevant  $\text{CO}_2$  levels hampers predictions of the impacts of ocean acidification on marine ecosystems (Fabry et al. 2008). Nevertheless, many  $\text{CaCO}_3$ -secreting organisms clearly exhibit reduced calcification with elevated  $\text{CO}_2$  and

decreasing pH and  $\text{CO}_3^{2-}$ . Assuming calcified structures provide protection from predators and/or other benefits to the organism, these calcifiers will either need to adapt to the changing seawater chemistry, shift their distributions to more carbonate ion-rich regions, or be adversely impacted. In an intriguing field study, Hall-Spencer et al. (2008) quantify dramatic shifts in the nearshore benthic community in the vicinity of natural subsurface volcanic  $\text{CO}_2$  vents. Consistent with expectations from laboratory studies, the regions near the vents under high- $\text{CO}_2$ , low-pH water were marked by the absence of scleractinian corals and reduced abundances in sea urchins, coralline algae, and gastropods. The vent areas were dominated instead by seagrasses with an increased frequency of non-native, invasive species.

One clear threshold that will affect marine organisms is when surface waters become undersaturated with respect to their shell mineralogy. Surface waters of high latitude regions, for example, are projected to become undersaturated with respect to aragonite as early as 2050 (Orr et al. 2005), and the progressive shoaling of the aragonite saturation horizon will likely limit aragonitic organisms and change food web dynamics. Euthecosomatous pteropods are important components of polar and subpolar regions, where their densities can reach upward of thousands of individuals per cubic meter (Bathmann et al. 1991, Pane et al. 2004), and they are prey for a variety of zooplankton and fish predators. In the North Pacific, pteropods can be important prey of juvenile pink salmon, accounting in some years for >60% by weight of their diet (Armstrong et al. 2005). If pteropods cannot adapt to living continuously in seawater that is undersaturated with respect to aragonite, their ranges will contract to shallower depths and lower latitudes. Detection of such acidification-driven population shifts will be difficult because of a lack of baseline data on their current distributions and abundances.

More subtle ecological effects are also likely to occur, but are less predictable and will be more difficult to detect. For one, the calcification thresholds of many organisms do not coincide with the chemical threshold where saturation state  $\Omega = 1$ , but instead can occur at both higher and lower values. Many reef-building corals, for example, appear to cease calcification at aragonite saturation as high as 2.0. A slowdown in calcification for any organism may (a) reduce its ability to compete with noncalcifying organisms, as observed when crustose coralline algae were exposed to high- $\text{CO}_2$  conditions (Kuffner et al. 2008); (b) reduce the age at sexual maturity; (c) change its buoyancy; or (d) change light behavior in the water column (Tyrrell et al. 1999). Given that many taxa exhibit species-specific effects (Fabry 2008, Ries et al. 2008), each of these changes is likely to affect community dynamics in complicated ways, similar to the projected effects of temperature increases on terrestrial communities. Even small variations in species' responses will become amplified over successive generations and could drive major reorganizations of planktonic and benthic ecosystems. In the North Sea, one study has provided an interesting link between decreasing ocean pH and increasing jellyfish frequency since 1970 (Attrill et al. 2007).

However, ocean acidification is not occurring in isolation; it is one of many stressors related to climate change and other factors. The already difficult challenge of predicting the ecological effects of ocean acidification is magnified by these simultaneous changes, especially because the pace of the changes is unprecedented except for the most abrupt catastrophic events in Earth's history (e.g., the bolide impact that caused the Cretaceous-Tertiary extinction).

## Oceanic $\text{CaCO}_3$ Budget

Despite the increasing evidence that calcification in many organisms will decline in the face of increased  $\text{CO}_2$  levels (**Figure 4**), the impact on the global  $\text{CaCO}_3$  budget remains poorly constrained. Estimates of carbonate production in the water column have large uncertainties that range from  $0.6\text{--}1.6 \pm 0.3 \text{ Pg C yr}^{-1}$  based on satellite- and sediment-trap-derived estimates of carbonate

**Table 1 Summary of CaCO<sub>3</sub> flux estimates for the ocean updated from Berelson et al. (2007)**

Flux term	Flux estimate mmol CaCO <sub>3</sub> m <sup>-2</sup> d <sup>-1</sup>	Flux estimate Pg C yr <sup>-1</sup>
Production in the euphotic zone	0.4–1.0	0.5–1.6
Export from the surface (models)	0.3–1.1	0.4–1.8
Dissolution from 200 to 1500 m		
Atlantic	0.3	0.1
Indian	1.1	0.3
Pacific	0.8	0.6
Total		1.0
Export to sediment traps below 2000 m*	0.24 ± 0.03	0.4 ± 0.05
Dissolution on sea floor below 2000 m	0.24 ± 0.17	0.4 ± 0.3
Atlantic and Pacific only		
Burial in sediments	0.08	0.1

\*Data from Honjo et al. (2008).

production (Balch et al. 2007, Milliman 1993) (**Table 1**) to 0.4–1.8 Pg C yr<sup>-1</sup> based on models of carbonate export (Moore et al. 2004, Murnane et al. 1999). Production rates estimated from seasonal surface-ocean alkalinity changes yield a minimum estimate of  $1.4 \pm 0.3$  Pg C yr<sup>-1</sup> (Lee 2001), which is consistent with the higher estimates. On the dissolution side, the estimates range from 0.5–1.0 Pg C yr<sup>-1</sup> based on sediment trap studies (Honjo et al. 2008), alkalinity gradients and water mass ages (Berelson et al. 2007, Feely et al. 2004, Sarmiento et al. 2002), and models (Gehlen et al. 2007). Carbonate burial in deep marine sediments is estimated to be 0.1 Pg C yr<sup>-1</sup> (**Table 1**).

Because ocean acidification is expected to decrease CaCO<sub>3</sub> saturation states (**Figure 1b** and **c**) and increase dissolution rates, ocean alkalinity and the ocean's capacity to take up more CO<sub>2</sub> from the atmosphere will presumably increase. If all carbonate production were shut down by ocean acidification, the atmospheric CO<sub>2</sub> would decline by approximately 10–20 ppmv (Gruber et al. 2004). In the near-term this may be observed first in coastal regions where coral reef calcification rates could decrease by as much as 40% by the end of this century (Andersson et al. 2005, 2007). However, over the same timeframe, the uptake rate of anthropogenic carbon dioxide from the atmosphere could completely overwhelm these natural buffering mechanisms so the ocean's efficiency for taking up carbon will probably decline with time over the next two centuries.

## Carbon and Nutrient Cycling

Ocean acidification also has the potential to alter ocean biogeochemical dynamics for organic carbon and nutrients via several more indirect pathways. Increased carbonate dissolution in the water column could decrease the contribution of CaCO<sub>3</sub> to the ballasting of organic carbon to the deep sea (Armstrong et al. 2002, Klaas & Archer 2002, Passow 2004), causing more organic carbon to remineralize in shallow waters and decreasing the ocean's CO<sub>2</sub> uptake efficiency. Laboratory and mesocosm experiments suggest a shift toward organic matter with higher C/N ratios for individual phytoplankton species and plankton communities grown at high CO<sub>2</sub>. This could degrade the food quality for heterotrophic zooplankton and microbial consumers.

Changing elemental stoichiometries is one of the few mechanisms by which biology can alter ocean carbon storage (Boyd & Doney 2003), and higher C/N ratios in export material would make the ocean biological pump more efficient in exporting carbon to depth. Another such lever is nitrogen fixation because it decouples the otherwise tight connection between inorganic carbon

---

**Anthropogenic carbon dioxide:** excess carbon dioxide added to ocean and atmosphere from human fossil fuel combustion and deforestation

---

and nitrogen in the water column. Higher nitrogen fixation rates at elevated CO<sub>2</sub> would provide additional new nitrogen in low-nutrient subtropical regions, zones where future primary production is expected otherwise to decline because of increased vertical stratification and reduced vertical nutrient inputs from below (Boyd & Doney 2002). The actual increase in nitrogen fixation, however, could be limited by phosphorus and iron supplies.

### Chemical Speciation in Seawater

A major but underappreciated consequence of ocean acidification will be broad alterations of inorganic and organic seawater chemistry beyond the carbonate system. Analogous to the dramatic changes in the carbonate speciation, i.e., the measurable decrease in the concentration of carbonate ion and the increase in bicarbonate and aqueous CO<sub>2</sub>, many other so-called weak acid species that undergo acid-base reactions in seawater will undergo significant speciation shifts with decreasing pH. Affected chemical species include those major elements such as boron, minor elements including phosphorus, silicon, and nitrogen, and trace elements such as iron, zinc, vanadium, arsenic, and chromium. For example, plots of chemical species concentration versus pH for phosphate, silicate, fluoride, and ammonia species as a function of pH show large changes with decreasing pH (figure 1.2.11 in Zeebe & Wolf-Gladrow 2001). These changes in speciation are important for understanding and modeling the responses of phytoplankton and other components of the marine ecosystem to changes in pH.

Similarly, many trace element species that are strongly hydrolyzed in seawater (e.g., aluminum, iron, chromium, bismuth, uranium) and form oxy-anion [MO<sub>x</sub>-(OH)<sub>n</sub>], hydroxyl [M(OH)<sub>n</sub>], or carbonate complexes are also strongly influenced by variations in both temperature and pH (Byrne et al. 1988, Byrne 2002). These changes can directly affect their bioavailability to phytoplankton. For those species complexed with Cl<sup>-</sup> ion, pH influences are much weaker. However, the details of the metal speciation as a function of pH, as well as the speciation impacts on bioavailability, are not as well known for the trace elements as they are for the major and minor elements. Even less well known is the influence of pH on metal organic complexes that are also abundant in the euphotic regions of the oceans (Bruland & Lohan 2004).

In much the same manner, dissolved organic matter that undergoes hydrolysis reactions in seawater (e.g., organic acids, amino acids, nucleic acids, proteins, humic materials) will also be strongly influenced by changing pH. The overall impact of decreasing pH on the structure and function of these biologically important organic compounds is largely unknown. Consequently, more research is needed on how ocean acidification will impact trace metal and organic matter speciation and biogeochemical processes in the high-CO<sub>2</sub> oceans of the future.

### GEOLOGICAL AND HISTORICAL EVIDENCE

Historical evidence for changes in ocean carbonate chemistry and calcification rates has been sought over three basic timescales: the recent past (decades; preindustrial through present); glacial-interglacial cycles (thousands of years); and the Phanerozoic (past 540 Ma), with particular emphasis on the Cenozoic (past 65 Ma). Boron isotope measurements, for example, are often used as a proxy for ocean pH (Palmer et al. 1998, Pearson & Palmer 2002, Sanyal et al. 1996), whereas changes in the CaCO<sub>3</sub> response are inferred from organism calcification rates or the depth of CaCO<sub>3</sub> deposition in the deep ocean.

Several studies have examined the coral calcification records from the previous decades to centuries for evidence of a recent decline in calcification. Many of these studies found little to no evidence that ocean acidification has caused a measurable decrease in calcification rates (Bessat &

Buigues 2001; Lough & Barnes 1997, 2000). Analysis of coral calcification records is confounded by the difficulty of detecting an acidification signal within a naturally highly variable record, and ideally would include multiple cores across multiple locations (Lough 2004). As previously mentioned, one such analysis conducted on a suite of coral cores from widely spaced locations on the Great Barrier Reef showed that calcification rates declined by 21% between 1988 and 2003, although the cause of the decrease could not be specifically ascribed to ocean acidification (Cooper et al. 2008). Boron isotopes from coral skeletons have also been used to detect changes in seawater pH on a coral reef, but the recorded pH changes did not correlate well with the calcification signal (Pelejero et al. 2005); indeed, the use of boron isotopes in corals as a pH proxy is not uniformly accepted (Blamart et al. 2007, Honisch et al. 2004).

Over glacial-interglacial cycles (thousands of years), atmospheric CO<sub>2</sub> concentrations fluctuated between approximately 180 and 290 ppmv in concert with changes in orbital changes that affect solar forcing at the Earth's surface. Concurrent cycles in CaCO<sub>3</sub> deposition and dissolution occurred on the sea floor due to CaCO<sub>3</sub> compensation (Broecker & Takahashi 1978). In fact, the term ocean acidification was first used to describe a decrease in carbonate ion concentration in the western equatorial Atlantic at the onset of the last glacial period (Broecker & Clark 2001). Various proxies (e.g., foraminiferal Zn/Ca and Mg/Ca ratios, boron isotopes, foraminiferal test characteristics) used to estimate changes in both surface and deep-ocean carbonate ion concentration tend to reinforce the CaCO<sub>3</sub> compensation hypothesis, but direct evidence for changes in the ocean carbonate system is lacking.

Over longer timescales (Ma), the paleontological record provides evidence for a strong correlation between atmospheric CO<sub>2</sub> and global temperature (Doney & Schimel 2007), but a less-than-convincing correlation between atmospheric CO<sub>2</sub> concentration and estimated ocean pH. Periods of high atmospheric CO<sub>2</sub> concentrations are common throughout the geologic record and some periods (e.g., Permian and Cretaceous) exhibit massive shallow-water CaCO<sub>3</sub> deposits, including reef structures. Initially this appears to be a conundrum: If high atmospheric CO<sub>2</sub> concentration produces acidic seas, why were CaCO<sub>3</sub> production and preservation so prevalent in these earlier high-CO<sub>2</sub> periods? The short answer to this question is that the carbonate saturation states may have been high during those periods despite the high pCO<sub>2</sub> levels. Fluid inclusions of seawater preserved in ancient halite deposits indicate that Ca<sup>2+</sup>, Mg<sup>2+</sup> and SO<sub>4</sub><sup>2-</sup> concentrations have varied by factor of two over the past 600 Ma (Mackenzie & Lerman 2006). The long answer is complicated and requires an understanding of the timescales over which various processes (e.g., climate and atmospheric CO<sub>2</sub>, continental weathering, volcanism, methane clathrates, sea floor spreading) affect the carbon cycle and carbonate system in seawater (Dickens et al. 1995, Doney & Schimel 2007, MacKenzie & Morse 1992), as well as other long-term factors that affect calcification (e.g., biological evolution).

The most salient paleo-analog to the current atmospheric CO<sub>2</sub> increase is the strong ocean acidification event at the Paleocene-Eocene thermal maximum (PETM) 55 Mya. The PETM is marked by the sudden and massive carbon input to the ocean/atmosphere system, a shoaling of the deep ocean's calcite saturation horizon by at least 2 km in less than 2000 years that did not recover for tens of thousands of years, global warming of at least 5°C in less than 10,000 years, and major shifts in marine planktonic communities (Kennett & Stott 1991; Zachos et al. 1993, 2003, 2005). The only major extinctions occurred within the benthic foraminifera, though it is unclear whether ocean acidification was the main factor or whether changes in ocean circulation led to anoxia in bottom waters (Zachos et al. 2008).

However, the similarity of the PETM and several comparable, but smaller, Eocene events to modern conditions is incomplete. First, whether the carbon excursion at the PETM was as rapid as the present-day excursion remains unclear. Second, the PETM and smaller events occurred

---

**PETM:** Paleocene-Eocene thermal maximum

---

within a background of already high CO<sub>2</sub> and global temperature. Third, the Mg:Ca ratio, an important factor that affects the carbonate mineralogy of many organisms, was also significantly different from that of today (Stanley & Hardie 2001). Finally, the marine biota during the PETM were also different. Corals and coral reefs had not yet re-established following the Cretaceous-Tertiary extinction (Wood 2001); modern coccolithophores are very different from those of the early Tertiary (Young 1994); and modern thecosomatous pteropod families appeared after the PETM, in the Eocene and Miocene (Lalli & Gilmer 1989).

#### SUMMARY POINTS

1. The surface ocean currently absorbs approximately one-third of the excess carbon dioxide (CO<sub>2</sub>) injected into the atmosphere from human fossil fuel use and deforestation, which leads to a reduction in pH and wholesale shifts in seawater carbonate chemistry.
2. The resulting lowering of seawater carbonate ion concentrations and the saturation state for calcium carbonate are well documented in field data, and the rate of change is projected to increase over the 21st century unless predicted future CO<sub>2</sub> emissions are curbed dramatically.
3. Acidification will directly impact a wide range of marine organisms that build shells from calcium carbonate, from planktonic coccolithophores and pteropods and other molluscs, to echinoderms, corals, and coralline algae. Many calcifying species exhibit reduced calcification and growth rates in laboratory experiments under high-CO<sub>2</sub> conditions, whereas some photosynthetic organisms (both calcifying and noncalcifying) have higher carbon fixation rates under high CO<sub>2</sub>.
4. Our present understanding of potential ocean acidification impacts on marine organisms stems largely from short-term laboratory and mesocosm experiments; consequently, the response of individual organisms, populations, and communities to more realistic gradual changes is largely unknown (Boyd et al. 2008).
5. The potential for marine organisms to adapt to increasing CO<sub>2</sub> and the broader implications for ocean ecosystems are not well known; an emerging body of evidence suggests that the impact of rising CO<sub>2</sub> on marine biota will be more varied than previously thought, with both ecological winners and losers.
6. Ocean acidification likely will affect the biogeochemical dynamics of calcium carbonate, organic carbon, nitrogen, and phosphorus in the ocean as well as the seawater chemical speciation of trace metals, trace elements, and dissolved organic matter.
7. Acidification impacts processes so fundamental to the overall structure and function of marine ecosystems that any significant changes could have far-reaching consequences for the oceans of the future and the millions of people that depend on its food and other resources for their livelihoods.
8. Geo-engineering solutions that attempt to slow global warming without reducing atmospheric CO<sub>2</sub> concentration, such as injection of stratospheric aerosols (Crutzen 2006), will not reduce ocean acidification.



## FUTURE ISSUES

A fully integrated program of laboratory, mesocosm, field monitoring, and modeling approaches is required to provide policymakers with informed management strategies that address how humans might best mitigate or adapt to these long-term changes. This program should emphasize how changes in the metabolic processes at the cellular level will be manifested within the ecosystem or community structure, and how they will influence future climate feedbacks. A program should include the following components:

1. A systematic monitoring system with high-resolution measurements in time and space of atmospheric and surface water pCO<sub>2</sub>, carbonate, alkalinity, and pH to validate model predictions and provide the foundations for interpreting the impacts of acidification on ecosystems;
2. In regions projected to undergo substantial changes in carbonate chemistry, tracking of abundances and depth distributions of key calcifying and noncalcifying species at appropriate temporal and spatial scales to enable the detection of possible shifts and discrimination between natural variability and anthropogenic-forced changes;
3. Standardized protocols and data reporting guidelines for carbonate system perturbation and calcification experiments;
4. Manipulative laboratory experiments to quantify physiological responses, including calcification and dissolution, photosynthesis, respiration, and other sensitive indices useful in predicting CO<sub>2</sub> tolerance of ecologically and economically important species;
5. New approaches to investigate/address long-term subtle changes that more realistically simulate natural conditions;
6. Mesocosm and field experiments to investigate community and ecosystem responses (i.e., shifts in species composition, food web structure, biogeochemical cycling, and feedback mechanisms) to elevated CO<sub>2</sub> and potential interactions with nutrients, light, and other environmental variables;
7. Integrated modeling approach to determine the likely implications of ocean acidification processes on marine ecosystems and fisheries, including nested models of biogeochemical processes and higher trophic-level responses to address ecosystem-wide dynamics such as competition, predation, reproduction, migration, and spatial population structure; and
8. Robust and cost-effective methods for measuring pH, pCO<sub>2</sub>, and dissolved total alkalinity on moored buoys, ships of opportunity, and research vessels, floats, and gliders.

## DISCLOSURE STATEMENT

The authors are not aware of any potential biases that might be perceived as affecting the objectivity of this review.

## ACKNOWLEDGMENTS

This work was jointly supported by the National Science Foundation (NSF) and the National Oceanic and Atmospheric Administration (NOAA). S.D. acknowledges support from NSF grant ATM-0628582. We also specifically acknowledge program managers Phil Taylor and Don Rice

of the NSF Biological and Chemical Oceanography Programs, respectively, and Baris Uz of the NOAA Climate Program for their support.

## LITERATURE CITED

- Aegeian CR. 1985. *The biogeochemical ecology of Porolithon gardineri (Foslie)*. Ph.D. Thesis. Univ. Hawaii. 178 pp.
- Andersson AJ, Bates NR, Mackenzie FT. 2007. Dissolution of carbonate sediments under rising pCO<sub>2</sub> and ocean acidification: observations from Devil's Hole, Bermuda. *Aquat. Geochem.* 13:237–64
- Andersson AJ, Mackenzie FT, Lerman A. 2005. Coastal ocean and carbonate systems in the high CO<sub>2</sub> world of the anthropocene. *Am. J. Sci.* 305:875–918
- Armstrong JL, Boldt JL, Cross AD, Moss JH, Davis ND, et al. 2005. Distribution, size, and interannual, seasonal and diel food habits of northern Gulf of Alaska juvenile pink salmon, *Oncorhynchus gorbuscha*. *Deep Sea Res. II* 52:247–65
- Armstrong RA, Lee C, Hedges JI, Honjo S, Wakeham SG. 2002. A new, mechanistic model for organic carbon fluxes in the ocean based on the quantitative association of POC with ballast minerals. *Deep Sea Res. II* 49:219–36
- Attrill MJ, Wright J, Edwards M. 2007. Climate-related increases in jellyfish frequency suggest a more gelatinous future for the North Sea. *Limnol. Oceanogr.* 52:480–85
- Balch WM, Drapeau D, Bowler B, Booth E. 2007. Prediction of pelagic calcification rates using satellite measurements. *Deep Sea Res. II* 54:478–95
- Barcelos e Ramos J, Biswas H, Schultz KG, LaRoche J, Riebesell U. 2007. Effect of rising atmospheric carbon dioxide on the marine nitrogen fixer *Trichodesmium*. *Glob. Biogeochem. Cycles* 21:GB2028
- Bates NR. 2002. Seasonal variability of the effect of coral reefs on seawater CO<sub>2</sub> and air-sea CO<sub>2</sub> exchange. *Limnol. Oceanogr.* 47:43–52
- Bathmann UV, Noji TT, von Bodungen B. 1991. Sedimentation of pteropods in the Norwegian Sea in autumn. *Deep Sea Res.* 38:1341–60
- Beardall J, Raven JA. 2004. The potential effects of global climate change in microalgal photosynthesis, growth and ecology. *Phycologia* 43:31–45
- Behrenfeld MJRT, O'Malley DA, Siegel CR, McClain JL, Sarmiento GC, et al. 2006. Climate-driven trends in contemporary ocean productivity. *Nature* 444:752–55
- Berelson WM, Balch WM, Najjar R, Feely RA, Sabine C, Lee K. 2007. Relating estimates of CaCO<sub>3</sub> production, export, and dissolution in the water column to measurements of CaCO<sub>3</sub> rain into sediment traps and dissolution on the sea floor: a revised global carbonate budget. *Glob. Biogeochem. Cycles* 21
- Bessat F, Buigues D. 2001. Two centuries of variation in coral growth in a massive *Porites* colony from Moorea (French Polynesia): a response of ocean-atmosphere variability from south central Pacific. *Palaeogeogr. Palaeoclim. Palaeoecol.* 175:381–92
- Bijma J. 1991. Lunar pulses of carbonate output by spinose planktonic Foraminifera. In *Protozoa and Their Role in Marine Processes*, ed. PC Reid, CM Turley, PH Burkill, pp. 353–54. Plymouth: Elsevier
- Bijma J, Honisch B, Zeebe RE. 2002. Impact of the ocean carbonate chemistry on living foraminiferal shell weight: comment on “Carbonate ion concentration in glacial-age deepwaters of the Caribbean Sea” by W.S. Broecker and E. Clark. *Geochem. Geophys. Geosys.* 3(11):1064
- Bijma J, Spero HJ, Lea DW. 1999. Reassessing foraminiferal stable isotope geochemistry: impact of the oceanic carbonate system (experimental results). In *Use of Proxies in Paleoceanography: Examples from the South Atlantic*, ed. G Fischer, G Wefer, pp. 489–512. Springer-Verlag
- Blamart D, Rollion-Bard C, Meibom A, Cuif JP, Juillet-Leclerc A, Dauphin Y. 2007. Correlation of boron isotopic composition with ultrastructure in the deep-sea coral *Lophelia pertusa*: implications for biomineralization and paleo-pH. *Geochem. Geophys. Geosys.* 8:Q12001
- Borowitzka MA. 1981. Photosynthesis and calcification in the articulated coralline red algae *Amphiroa anceps* and *Amphiroa foliacea*. *Mar. Biol.* 62:17–23
- Boyd PW, Doney SC. 2002. Modelling regional responses by marine pelagic ecosystems to global climate change. *Geophys. Res. Lett.* 29:1806

- Boyd P, Doney SC. 2003. The impact of climate change and feedback process on the ocean carbon cycle. In *Ocean Biogeochemistry*, ed. M. Fasham, pp. 157–93. Springer
- Boyd P, Doney SC, Strzepek R, Dusenberry J, Lindsay K, Fung I. 2008. Climate-mediated changes to mixed-layer properties in the Southern Ocean: assessing the phytoplankton response. *Biogeosciences* 5:847–64
- Brewer PG, Sarmiento JL, Smethie WM. 1985. The Transient Tracers in the Ocean (TTO) program—the North-Atlantic Study, 1981—the Tropical Atlantic Study, 1983. *J. Geophys. Res. Oceans* 90:6903–5
- Broecker WS. 2003. The oceanic CaCO<sub>3</sub> cycle. In *The Oceans and Marine Geochemistry, Treatise on Geochemistry*, ed. H Elderfield, pp. 529–49. London: Elsevier
- Broecker W, Clark E. 2001. A dramatic Atlantic dissolution event at the onset of the last glaciation. *Geochem. Geophys. Geosystems* 2:1065
- Broecker WS, Takahashi T. 1978. Relationship between lysocline depth and in situ carbonate ion concentration. *Deep Sea Res.* 25:65–95
- Broecker WS, Takahashi T. 1966. Calcium carbonate precipitation on the Bahama Banks. *J. Geophys. Res.* 71:1575–602
- Bruland KW, Lohan MC. 2004. The control of trace metals in seawater. In *The Oceans and Marine Geochemistry, Treatise on Geochemistry*, Vol. 6. ed. H. Elderfield. Elsevier
- Burkhardt S, Amoroso G, Riebesell U, Sültemeyer D. 2001. CO<sub>2</sub> and HCO<sub>3</sub> uptake in marine diatoms acclimated to different CO<sub>2</sub> concentrations. *Limnol. Oceanogr.* 46:1378–91
- Byrne RH, Kump LR, Cantrell KJ. 1988. The influence of temperature and pH on trace metal speciation in seawater. *Mar. Chem.* 25:163–81
- Byrne RH. 2002. Inorganic speciation of dissolved elements in seawater: the influence of pH on concentration ratios. *Geochem. Trans.* 3:11
- Caldeira K, Wickett ME. 2003. Anthropogenic carbon and ocean pH. *Nature* 425:365
- Caldeira K, Wickett ME. 2005. Ocean model predictions of chemistry changes from carbon dioxide emissions to the atmosphere and ocean. *J. Geophys. Res. Oceans* 110:C09S4
- Chung SN, Lee K, Feely RA, Sabine CL, Millero FJ, et al. 2003. Calcium carbonate budget in the Atlantic Ocean based on water column inorganic carbon chemistry. *Glob. Biogeochem. Cycles* 17:1093
- Chung SN, Park GH, Lee K, Key RM, Millero FJ, et al. 2004. Postindustrial enhancement of aragonite undersaturation in the upper tropical and subtropical Atlantic Ocean: the role of fossil fuel CO<sub>2</sub>. *Limnol. Oceanogr.* 49:315–21
- Cooper TF, De ‘Ath G, Fabricius KE, Lough JM. 2008. Declining coral calcification in massive *Porites* in two nearshore regions of the northern Great Barrier Reef. *Glob. Chang. Biol.* 14:529–38
- Craig H, Turekian KK. 1976. GEOSECS Program—1973–1976. *Earth Planet. Sci. Lett.* 32:217–19
- Craig H, Turekian KK. 1980. The GEOSECS Program—1976–1979. *Earth Planet. Sci. Lett.* 49:263–65
- Crutzen PJ. 2006. Albedo enhancement by stratospheric sulfur injections: a contribution to resolve a policy dilemma? *Clim. Chang.* 77:211–20
- Delille B, Harlay J, Zondervan I, Jacquet S, Chou L, et al. 2005. Response of primary production and calcification to changes of pCO<sub>2</sub> during experimental blooms of the coccolithophorid *Emiliana huxleyi*. *Glob. Biogeochem. Cycles* 19:GB2023
- Dickens GR, Oneil JR, Rea DK, Owen RM. 1995. Dissociation of oceanic methane hydrate as a cause of the carbon-isotope excursion at the end of the Paleocene. *Paleoceanography* 10:965–71
- Doney SC, Schimel DS. 2007. Carbon and climate system coupling on timescales from the Precambrian to the Anthropocene. *Annu. Rev. Environ. Resour.* 32:31–66
- Doney SC, Mahowald N, Lima I, Feely RA, Mackenzie FT, et al. 2007. Impact of anthropogenic atmospheric nitrogen and sulfur deposition on ocean acidification and the inorganic carbon system. *Proc. Natl. Acad. Sci. USA* 104:14580–85
- Ehlers A, Worm B, Reusch TBH. 2008. Importance of genetic diversity in eelgrass *Zostera marina* for its resilience to global warming. *Mar. Ecol. Prog. Ser.* 355:1–7
- Engel A, Zondervan I, Aerts K, Beaufort L, Benthien A, et al. 2005. Testing the direct effect of CO<sub>2</sub> concentration on a bloom of the coccolithophorid *Emiliana huxleyi* in mesocosm experiments. *Limnol. Oceanogr.* 50(2):493–507
- Fabry VJ. 1990. Shell growth rates of pteropod and heteropod mollusks and aragonite production in the open ocean—implications for the marine carbonate system. *J. Mar. Res.* 48:209–22

- Fabry VJ. 2008. Marine calcifiers in a high-CO<sub>2</sub> ocean. *Science* 320:1020–22
- Fabry VJ, Seibel BA, Feely RA, Orr JC. 2008. Impacts of ocean acidification on marine fauna and ecosystem processes. *ICES. J. Mar. Sci.* 65:414–32
- Feely RA, Byrne RH, Acker JG, Betzer PR, Chen CTA, et al. 1988. Winter summer variations of calcite and aragonite saturation in the northeast Pacific. *Mar. Chem.* 25:227–41
- Feely RA, Chen CTA. 1982. The effect of excess CO<sub>2</sub> on the calculated calcite and aragonite saturation horizons in the northeast Pacific. *Geophys. Res. Lett.* 9:1294–97
- Feely RA, Orr J, Fabry VJ, Kleypas JA, Sabine CL, Landgon C. 2008. Present and future changes in seawater chemistry due to ocean acidification. In *AGU Monograph on the Science and Technology of Carbon Sequestration*. ed. B.J. McPherson, E.T. Sundquist. Am. Geophys. Union. In press
- Feely RA, Sabine CL, Hernandez-Ayon JM, Ianson D, Hales B. 2008. Evidence for upwelling of corrosive “acidified” water onto the continental shelf. *Science* 320:1490–92
- Feely RA, Sabine CL, Lee K, Berelson W, Kleypas J, et al. 2004. Impact of anthropogenic CO<sub>2</sub> on the CaCO<sub>3</sub> system in the oceans. *Science* 305:362–66
- Feely RA, Sabine CL, Lee K, Millero FJ, Lamb MF, et al. 2002. In situ calcium carbonate dissolution in the Pacific Ocean. *Glob. Biogeochem. Cycles* 16:1144
- Fine M, Tchernov D. 2007. Scleractinian coral species survive and recover from decalcification. *Science* 315:1811
- Foster MS. 2001. Rhodoliths: between rocks and soft places. *J. Phycol.* 37:1–9
- Fu F-X, Warner ME, Zhang Y, Feng Y, Hutchins DA. 2007. Effects of increased temperature and CO<sub>2</sub> on photosynthesis, growth and elemental ratios of marine *Synechococcus* and *Prochlorococcus* (cyanobacteria). *J. Phycol.* 43:485–96
- Gattuso JP, Frankignoulle M, Bourge I, Romaine S, Buddemeier RW. 1998. Effect of calcium carbonate saturation of seawater on coral calcification. *Glob. Planet. Chang.* 18:37–46
- Gattuso JP, Pichon M, Frankignoulle M. 1995. Biological control of air-sea CO<sub>2</sub> fluxes: effect of photosynthetic and calcifying marine organisms and ecosystems. *Mar. Ecol. Prog. Ser.* 129:307–12
- Gazeau F, Quiblier C, Jansen JM, Gattuso J-P, Middelburg JJ, Heip CHR. 2007. Impact of elevated CO<sub>2</sub> on shellfish calcification. *Geophys. Res. Lett.* 34:L07603
- Gehlen M, Gangsto R, Schneider B, Bopp L, Aumont O, Ethe C. 2007. The fate of pelagic CaCO<sub>3</sub> production in a high CO<sub>2</sub> ocean: a model study. *Biogeosciences* 4:505–19
- Giordano M, Beardall J, Raven JA. 2005. CO<sub>2</sub> concentrating mechanisms in algae: mechanisms, environmental modulation, and evolution. *Ann. Rev. Plant Biol.* 56:99–131
- Gruber N, Friedlingstein P, Field CB, Valentini R, Heimann M, et al. 2004. The vulnerability of the carbon cycle in the 21st century: an assessment of carbon-climate-human interactions. In *The Global Carbon Cycle: Integrating Humans, Climate and the Natural World*, ed. CB Field, MR Raupach, pp. 45–76. Washington, DC: Island Press
- Guinotte JM, Buddemeier RW, Kleypas JA. 2003. Future coral reef habitat marginality: temporal and spatial effects of climate change in the Pacific basin. *Coral Reefs* 22:551–8
- Guinotte JM, Fabry VJ. 2008. Ocean acidification and its potential effects on marine ecosystems. *Ann. New York Acad. Sci.* 1134:320–42
- Guinotte JM, Orr J, Cairns S, Freiwald A, Morgan L, George R. 2006. Will human-induced changes in seawater chemistry alter the distribution of deep-sea scleractinian corals? *Front. Ecol. Environ.* 4:141–46
- Hall-Spencer JM, Rodolfo-Metalpa R, Martin S, Ransome E, Fine M, et al. 2008. Volcanic carbon dioxide vents show ecosystem effects of ocean acidification. *Nature* 454:96–99
- Hein M, Sand-Jensen K. 1997. CO<sub>2</sub> increases oceanic primary production. *Nature* 388:526
- Henderson C. 2006. Ocean acidification: the other CO<sub>2</sub> problem. *New Scientist*. <http://environment.newscientist.com/article/mg19125631.200>
- Honisch B, Hemming NG, Grotto AG, Amat A, Hanson GN, Buma J. 2004. Assessing scleractinian corals as recorders for paleo-pH: Empirical calibration and vital effects. *Geochim. Cosmochim. Acta* 68:3675–85
- Honjo S, Manganini SJ, Krishfield RA, Francois R. 2008. Particulate organic carbon fluxes to the ocean interior and factors controlling the biological pump: a synthesis of global sediment trap programs since 1983. *Prog. Oceanogr.* 76:217–85

- Hutchins DA, Fe F-X, Zhang Y, Warner ME, Feng Y, et al. 2007. CO<sub>2</sub> control of *Trichodesmium* N<sub>2</sub> fixation, photosynthesis, growth rates, and elemental ratios: implications for past, present, and future ocean biogeochemistry. *Limnol. Oceanogr.* 52(4):1293–1304
- Iglesias-Rodríguez MD, Halloran PR, Rickaby REM, Hall IR, Colmenero-Hidalgo E, et al. 2008. Phytoplankton calcification in a high CO<sub>2</sub> world. *Science* 320:336–39
- Invers O, Zimmeran RC, Alberte RS, Perez M, Romero J. 2001. Inorganic carbon sources for seagrass photosynthesis: an experimental evaluation of bicarbonate use in species inhabiting temperate waters. *J. Exp. Mar. Biol. Ecol.* 265:203–217
- Kawahata H, Suzuki A, Goto K. 1999. Coral reefs as sources of atmospheric CO<sub>2</sub>—spatial distribution of PCO<sub>2</sub> in Majuro Atoll. *Geochem. J.* 33:295–303
- Kayanne H, Hata H, Kudo S, Yamano H, Watanabe A, et al. 2005. Seasonal and bleaching-induced changes in coral reef metabolism and CO<sub>2</sub> flux. *Glob. Biogeochem. Cycles* 19:GB3015
- Keeling CD, Rakestraw NW, Waterman LS. 1965. Carbon dioxide in surface waters of the Pacific Ocean. 1. Measurements of the distribution. *J. Geophys. Res.* 70:6087–97
- Kennett JP, Stott LD. 1991. Abrupt deep-sea warming, palaeoceanographic changes and benthic extinctions at the end of the Paleocene. *Nature* 353:225–29
- Klaas C, Archer DE. 2002. Association of sinking organic matter with various types of mineral ballast in the deep sea: implications for the rain ratio. *Glob. Biogeochem. Cycles* 16:1116
- Kleypas JA, Buddemeier RW, Archer D, Gattuso JP, Langdon C, Opdyke BN. 1999. Geochemical consequences of increased atmospheric carbon dioxide on coral reefs. *Science* 284:118–20
- Kleypas JA, Buddemeier RW, Gattuso JP. 2001. The future of coral reefs in an age of global change. *Int. J. Earth Sci.* 90:426–37
- Kleypas JA, Feely RA, Fabry VJ, Langdon C, Sabine CL, Robbins LL. 2006. Impacts of ocean acidification on coral reefs and other marine calcifiers: a guide for future research. 88 pp. *Report of a workshop sponsored by NSF, NOAA, and the U.S. Geological Survey*. St. Petersburg, Florida
- Krogh A. 1904. On the tension of carbonic acid in natural waters and especially in the sea. *Medd. Groenl.* 26:231–342
- Kuffner IB, Andersson AJ, Jokiel PL, Rodgers KS, Mackenzie FT. 2008. Decreased abundance of crustose coralline algae due to ocean acidification. *Nat. Geosci.* 1:77–140
- Kurihara H, Kato S, Ishimatsu A. 2007. Effects of increased seawater pCO<sub>2</sub> on early development of the oyster *Crassostrea gigas*. *Aquat. Biol.* 1:91–98
- Kurihara H, Shirayama Y. 2004. Effects of increased atmospheric CO<sub>2</sub> on sea urchin early development. *Mar. Ecol. Prog. Ser.* 274:161–69
- Lalli CM, Gilmer RW. 1989. *Pelagic Snails: The Biology of Holoplanktonic Gastropod Mollusks*. Stanford: Stanford Univ. Press. 275 pp.
- Langdon C, Atkinson MJ. 2005. Effect of elevated pCO<sub>2</sub> on photosynthesis and calcification of corals and interactions with seasonal change in temperature/irradiance and nutrient enrichment. *J. Geophys. Res. Oceans* 110:C09S7
- Langdon C, Broecker WS, Hammond DE, Glenn E, Fitzsimmons K, et al. 2003. Effect of elevated CO<sub>2</sub> on the community metabolism of an experimental coral reef. *Glob. Biogeochem. Cycles* 17:1011
- Langdon C, Takahashi T, Sweeney C, Chipman D, Goddard J, et al. 2000. Effect of calcium carbonate saturation state on the calcification rate of an experimental coral reef. *Glob. Biogeochem. Cycles* 14:639–54
- Langer MR, Geisen M, Baumann K-H, Kläs J, Riebesell U, et al. 2006. Species-specific responses of calcifying algae to changing seawater carbonate chemistry. *Geochem. Geophys. Geosys.* 7:Q09006
- Leclercq N, Gattuso JP, Jaubert J. 2000. CO<sub>2</sub> partial pressure controls the calcification rate of a coral community. *Glob. Chang. Biol.* 6:329–34
- Lee K. 2001. Global net community production estimated from the annual cycle of surface water total dissolved inorganic carbon. *Limnol. Oceanogr.* 46:1287–97
- Lough JM. 2004. A strategy to improve the contribution of coral data to high-resolution paleoclimatology. *Palaeogeogr. Palaeoclim. Palaeoecol.* 204:115–43
- Lough JM, Barnes DJ. 1997. Several centuries of variation in skeletal extension, density and calcification in massive *Porites* colonies from the Great Barrier Reef: a proxy for seawater temperature and a background of variability against which to identify unnatural change. *J. Exp. Mar. Biol. Ecol.* 211:29–67

- Lough JM, Barnes DJ. 2000. Environmental controls on growth of the massive coral *Porites*. *J. Exp. Mar. Biol. Ecol.* 245:225–43
- Lüthi D, Le Floch M, Bereiter B, Blunier T, Barnola J-M, et al. 2008. High-resolution carbon dioxide concentration record 650,000–800,000 years before present. *Nature* 453:379–82
- Mackenzie FT, Lerman A. 2006. *Carbon in the Geobiosphere—Earth's Outer Shell*. Dordrecht, The Netherlands: Springer. 402 pp.
- Mackenzie FT, Morse JW. 1992. Sedimentary carbonates through Phanerozoic time. *Geochim. Cosmochim. Acta* 56:3281–95
- Manzello DP, Kleypas JA, Budd DA, Eakin CM, Glynn PW, Langdon C. 2008. Poorly cemented coral reefs of the eastern tropical Pacific: possible insights into reef development in a high CO<sub>2</sub> world. *Proc. Nat. Acad. Sci. USA*. In press
- Martin, CL, Tortell PD. 2006. Bicarbonate transport and extracellular carbonic anhydrase activity in Bering Sea phytoplankton assemblages: results from isotope disequilibrium experiments. *Limnol Oceanogr* 51:2111–21
- Marubini F, Atkinson MJ. 1999. Effects of lowered pH and elevated nitrate on coral calcification. *Mar. Ecol. Prog. Ser.* 188:117–21
- Marubini F, Davies PS. 1996. Nitrate increases zooxanthellae population density and reduces skeletogenesis in corals. *Mar. Biol.* 127:319–28
- Michaelidis B, Ouzounis C, Paleras A, Pörtner HO. 2005. Effects of long-term moderate hypercapnia on acid-base balance and growth rate in marine mussels *Mytilus galloprovincialis*. *Mar. Ecol. Prog. Ser.* 293:109–118
- Miles H, Widdicombe S, Spicer JI, Hall-Spencer J. 2007. Effects of anthropogenic seawater acidification on acid-base balance in the sea urchin *Psammechinus miliaris*. *Mar. Pollut. Bull.* 54:89–96
- Millero FJ, Pierrot D, Lee K, Wanninkhof R, Feely R, et al. 2002. Dissociation constants for carbonic acid determined from field measurements. *Deep Sea Res. I Oceanogr. Res. Papers* 49:1705–23
- Milliman JD. 1993. Production and accumulation of calcium carbonate in the ocean—budget of a nonsteady state. *Glob. Biogeochem. Cycles* 7:927–57
- Milliman JD, Droxler AW. 1996. Neritic and pelagic carbonate sedimentation in the marine environment: ignorance is not bliss. *Geol. Rundsch.* 85:496–504
- Moore JK, Doney SC, Lindsay K. 2004. Upper ocean ecosystem dynamics and iron cycling in a global three-dimensional model. *Glob. Biogeochem. Cycles* 18:GB4028
- Mucci A. 1983. The solubility of calcite and aragonite in seawater at various salinities, temperatures, and one atmosphere total pressure. *Am. J. Sci.* 283:780–99
- Murnane RJ, Sarmiento JL, Le Quere C. 1999. Spatial distribution of air-sea CO<sub>2</sub> fluxes and the interhemispheric transport of carbon by the oceans. *Glob. Biogeochem. Cycles* 13:287–305
- Orr JC, Fabry VJ, Aumont O, Bopp L, Doney SC, et al. 2005. Anthropogenic ocean acidification over the twenty-first century and its impact on calcifying organisms. *Nature* 437:681–86
- Palacios S, Zimmerman RC. 2007. Response of eelgrass *Zostera marina* to CO<sub>2</sub> enrichment: possible impacts of climate change and potential for remediation of coastal habitats. *Mar. Ecol. Prog. Ser.* 344:1–13
- Palmer MR, Pearson PN, Cobb SJ. 1998. Reconstructing past ocean pH-depth profiles. *Science* 282:1468–71
- Pane L, Feletti M, Francomacaro B, Mariottini GL. 2004. Summer coastal zooplankton biomass and copepod community structure near the Italian Terra Nova Base (Terra Nova Bay, Ross Sea, Antarctica). *J. Plankton Res.* 26(12):1479–88
- Passow U. 2004. Switching perspectives: Do mineral fluxes determine particulate organic carbon fluxes or vice versa? *Geochem. Geophys. Geosyst.* 5:Q04002
- Pearson PN, Palmer MR. 2002. The boron isotope approach to paleo-pCO<sub>2</sub> estimation. *Geochim. Cosmochim. Acta* 66:A586
- Pelejero C, Calvo E, McCulloch MT, Marshall JF, Gagan MK, et al. 2005. Preindustrial to modern interdecadal variability in coral reef pH. *Science* 309:2204–7
- Precht WF, Aronson RB. 2004. Climate flickers and range shifts of reef corals. *Front. Ecol. Environ.* 2:307–14
- Rees SA, Opdyke BN, Wilson PA, Henstock TJ. 2007. Significance of *Halimeda* bioherms to the global carbonate budget based on a geological sediment budget for the Northern Great Barrier Reef, Australia. *Coral Reefs* 26:177–88

- Reynaud S, Leclercq N, Romaine-Lioud S, Ferrier-Pages C, Jaubert J, Gattuso JP. 2003. Interacting effects of CO<sub>2</sub> partial pressure and temperature on photosynthesis and calcification in a scleractinian coral. *Glob. Chang. Biol.* 9:1660–68
- Riebesell U, Schulz KG, Bellerby RGJ, Botros M, Fritsche P, et al. 2007. Enhanced biological carbon consumption in a high CO<sub>2</sub> ocean. *Nature* 450:545–48
- Riebesell U, Zondervan I, Rost B, Tortell PD, Zeebe RE, Morel FMM. 2000. Reduced calcification of marine plankton in response to increased atmospheric CO<sub>2</sub>. *Nature* 407:364–67
- Ries JB. 2005. Aragonite production in calcite seas: effect of seawater Mg/Ca ratio on the calcification and growth of the calcareous alga *Penicillus capitatus*. *Paleobiology* 31:445–58
- Ries JB, Cohen AL, McCorkle DC. 2008. *Marine biocalcifiers exhibit mixed responses to CO<sub>2</sub>-induced ocean acidification*. 11th Int. Coral Reef Symp., Ft. Lauderdale
- Ries JB, Stanley SM, Hardie LA. 2006. Scleractinian corals produce calcite, and grow more slowly, in artificial Cretaceous seawater. *Geology* 34:525–28
- Roberts JM, Wheeler AJ, Freiwald A. 2006. Reefs of the deep: the biology and geology of cold-water coral ecosystems. *Science* 312:543–47
- Rost B, Riebesell U, Burkhardt S. 2003. Carbon acquisition of bloom-forming marine phytoplankton. *Limnol. Oceanogr.* 48:55–67
- Rost B, Riebesell U. 2004. Coccolithophores and the biological pump: responses to environmental changes. In *Coccolithophores—From Molecular Processes to Global Impact*, ed. Thierstein HR, Young JR, pp. 76–99. Springer
- Royal Society. 2005. Ocean acidification due to increasing atmospheric carbon dioxide. London: The Royal Society, 57 pp.
- Sabine CL, Feely RA. 2007. The oceanic sink for carbon dioxide. In *Greenhouse Gas Sinks*, ed. D Reay, N Hewitt, J Grace, K Smith, pp. 31–49. Oxfordshire: CABI Publishing
- Sabine CL, Feely RA, Gruber N, Key RM, Lee K, et al. 2004. The oceanic sink for anthropogenic CO<sub>2</sub>. *Science* 305:367–71
- Sabine CL, Key RM, Feely RA, Greeley D. 2002. Inorganic carbon in the Indian Ocean: distribution and dissolution processes. *Glob. Biogeochem. Cycles* 16:1067
- Sanyal A, Hemming NG, Broecker WS, Lea DW, Spero HJ, Hanson GN. 1996. Oceanic pH control on the boron isotopic composition of foraminifera: evidence from culture experiments. *Paleoceanography* 11:513–17
- Sarmiento JL, Dunne J, Gnanadesikan A, Key RM, Matsumoto K, Slater R. 2002. A new estimate of the CaCO<sub>3</sub> to organic carbon export ratio. *Glob. Biogeochem. Cycles* 16:1107
- Sciandra A, Harlay J, Lefevre D, Lemee R, Rimmelin P, et al. 2003. Response of coccolithophorid *Emiliania huxleyi* to elevated partial pressure of CO<sub>2</sub> under nitrogen limitation. *Mar. Ecol. Prog. Ser.* 261:111–22
- Shirayama Y, Thorton H. 2005. Effect of increased atmospheric CO<sub>2</sub> on shallow water marine benthos. *J. Geophys. Res.* 110:C09S08
- Short FT, Neckles HA. 1999. The effects of global climate change on seagrasses. *Aquat. Bot.* 63:169–96
- Smith AD, Roth AA. 1979. Effect of carbon dioxide concentration on calcification in the red coralline alga *Bossiella orbigniana*. *Mar. Biol.* 52:217–25
- Smith SV, Buddemeier RW. 1992. Global change and coral reef ecosystems. *Annu. Rev. Ecol. Syst.* 23:89–118
- Solomon S, Qin D, Manning M, Chen Z, Marquis M, et al. 2007. *Climate Change 2007: The Physical Science Basis: Contribution of Working Group I to the Fourth Assessment Report of the Intergovernmental Panel on Climate Change*. New York: Cambridge Univ. Press
- Spero HJ, Bijma J, Lea DW, Bemis BE. 1997. Effect of seawater carbonate concentration on foraminiferal carbon and oxygen isotopes. *Nature* 390:497–500
- Spicer JI, Raffo A, Widdicombe S. 2007. Influence of CO<sub>2</sub>-related seawater acidification on extracellular acid-base balance in the velvet swimming crab, *Necora puber*. *Mar. Biol.* 151:1117–25
- Stanley GD, Fautin DG. 2001. The origins of modern corals. *Science* 291:1913–14
- Stanley SM, Hardie LA. 1998. Secular oscillations in the carbonate mineralogy of reef-building and sediment-producing organisms driven by tectonically forced shifts in seawater chemistry. *Palaeogeogr. Palaeoclim. Palaeoecol.* 144:3–19

- Stanley SM, Hardie LA. 2001. Secular variation in Phanerozoic marine biocalcification and the original mineralogy and mode of calcification of receptaculitids: a reply. *Palaeogeogr. Palaeoclim. Palaeoecol.* 168:363–64
- Stanley SM, Ries JB, Hardie LA. 2005. Seawater chemistry, coccolithophore population growth, and the origin of Cretaceous chalk. *Geology* 33:593–96
- Takahashi T. 1961. Carbon dioxide in the atmosphere and in Atlantic Ocean water. *J. Geophys. Res.* 66:477–94
- Takahashi T, Broecker WS, Bainbridge AE, Weiss RF. 1980. Carbonate chemistry of the Atlantic, Pacific, and Indian Oceans: The results of the GEOSECS expeditions, 1973–1978 National Science Foundation. Washington D.C.
- Takahashi T, Sutherland SC, Feely RA, Wanninkhof R. 2006. Decadal change of surface water pCO<sub>2</sub> in the North Pacific: a synthesis of 35 years of observations. *J. Geophys. Res.* 111:C07S05
- Tortell PD, Morel FMM. 2002. Sources of inorganic carbon for phytoplankton in the eastern Subtropical and Equatorial Pacific Ocean. *Limnol. Oceanogr.* 47:1012–22
- Tortell PD, Reinfelder JR, Morel FMM. 1997. Active uptake of bicarbonate by diatoms. *Nature* 390(6657):243–44
- Turley C. 2005. The other CO<sub>2</sub> problem. openDemocracy. [http://www.acamedia.info/sciences/sciliterature/globalw/reference/carol\\_turley.html](http://www.acamedia.info/sciences/sciliterature/globalw/reference/carol_turley.html)
- Tyrrell T, Holligan PM, Mobley CD. 1999. Optical impacts of oceanic coccolithophore blooms. *J. Geophys. Res.* 104(C2):3223–41
- Weiner S, Dove PM. 2003. An overview of biomineralization processes and the problem of the vital effect. In *Biominalization, Reviews in Mineralogy and Geochemistry*. Volume 54. eds. PM Dove, JJ De Yoreo, S Weiner, pp. 1–29. Mineralog. Soc. Am., Geochem. Soc.
- Wood R. 2001. *Reef Evolution*. Oxford: Oxford Univ. Press. 414 pp.
- Wood HL, Spicer JI, Widdicombe S. 2008. Ocean acidification may increase calcification rates, but at a cost. *Proc. R. Soc. London Ser. B* 275:1767–73
- Yates KK, Halley RB. 2006. CO<sub>3</sub><sup>2-</sup> concentration and pCO<sub>2</sub> thresholds for calcification and dissolution on the Molokai reef flat, Hawaii. *Biogeosciences* 3:357–69
- Young JR. 1994. Functions of coccoliths. In *Coccolithophores*, ed. A Winter, WG Seisser, pp. 63–82. New York: Cambridge Univ. Press
- Young JR, Geisen M, Probert I. 2005. A review of selected aspects of coccolithophore biology with implications for paleobiodiversity estimation. *Micropaleontology* 51:267–88
- Zachos JC, Dickens GR, Zeebe RE. 2008. An early Cenozoic perspective on greenhouse warming and carbon-cycle dynamics. *Nature* 451:279–83
- Zachos JC, Lohmann KC, Walker JCG, Wise SW. 1993. Abrupt climate change and transient climates during the Paleogene—a marine perspective. *J. Geol.* 101:191–213
- Zachos JC, Rohl U, Schellenberg SA, Sluijs A, Hodell DA, et al. 2005. Rapid acidification of the ocean during the Paleocene-Eocene thermal maximum. *Science* 308:1611–15
- Zachos JC, Wara MW, Bohaty S, Delaney ML, Petrizzo MR, et al. 2003. A transient rise in tropical sea surface temperature during the Paleocene-Eocene thermal maximum. *Science* 302:1551–54
- Zeebe RE, Wolf-Gladrow D. 2001. *CO<sub>2</sub> in Seawater: Equilibrium, Kinetics, Isotopes*. Amsterdam: Elsevier Science, B.V. 346 pp.
- Zimmerman RC, Kohrs DG, Steller DL, Alberte RS. 1997. Impacts of CO<sub>2</sub>-enrichment on productivity and light requirements of eelgrass. *Plant Physiol.* 115:599–607
- Zondervan I. 2007. The effects of light, macronutrients, trace metals and CO<sub>2</sub> on the production of calcium carbonate and organic carbon in coccolithophores—a review. *Deep Sea Res. II* 54:521–37
- Zondervan I, Rost B, Riebesell U. 2002. Effect of CO<sub>2</sub> concentration on the PIC/POC ratio in the coccolithophore *Emiliania huxleyi* grown under light-limiting conditions and different daylengths. *J. Exp. Mar. Biol. Ecol.* 272:55–70
- Zondervan I, Zeebe RE, Rost B, Riebesell U. 2001. Decreasing marine biogenic calcification: A negative feedback on rising atmospheric pCO<sub>2</sub>. *Glob. Biogeochem. Cycles* 15:507–16





# Contents

Wally's Quest to Understand the Ocean's CaCO <sub>3</sub> Cycle <i>W.S. Broecker</i> .....	1
A Decade of Satellite Ocean Color Observations <i>Charles R. McClain</i> .....	19
Chemistry of Marine Ligands and Siderophores <i>Julia M. Vraspir and Alison Butler</i> .....	43
Particle Aggregation <i>Adrian B. Burd and George A. Jackson</i> .....	65
Marine Chemical Technology and Sensors for Marine Waters: Potentials and Limits <i>Tommy S. Moore, Katherine M. Mullaugh, Rebecca R. Holyoke, Andrew S. Madison, Mustafa Yücel, and George W. Luther, III</i> .....	91
Centuries of Human-Driven Change in Salt Marsh Ecosystems <i>K. Bromberg Gedan, B.R. Silliman, and M.D. Bertness</i> .....	117
Macro-Ecology of Gulf of Mexico Cold Seeps <i>Erik E. Cordes, Derk C. Bergquist, and Charles R. Fisher</i> .....	143
Ocean Acidification: The Other CO <sub>2</sub> Problem <i>Scott C. Doney, Victoria J. Fabry, Richard A. Feely, and Joan A. Kleypas</i> .....	169
Marine Chemical Ecology: Chemical Signals and Cues Structure Marine Populations, Communities, and Ecosystems <i>Mark E. Hay</i> .....	193
Advances in Quantifying Air-Sea Gas Exchange and Environmental Forcing <i>Rik Wanninkhof, William E. Asher, David T. Ho, Colm Sweeney, and Wade R. McGillis</i> .....	213

Atmospheric Iron Deposition: Global Distribution, Variability, and Human Perturbations <i>Natalie M. Mahowald, Sebastian Engelstaedter, Chao Luo, Andrea Sealy, Paulo Artaxo, Claudia Benitez-Nelson, Sophie Bonnet, Ying Chen, Patrick Y. Chuang, David D. Cohen, Francois Dulac, Barak Herut, Anne M. Johansen, Nilgun Kubilay, Remi Losno, Willy Maenhaut, Adina Paytan, Joseph M. Prospero, Lindsey M. Shank, and Ronald L. Siefert</i> .....	245
Contributions of Long-Term Research and Time-Series Observations to Marine Ecology and Biogeochemistry <i>Hugh W. Ducklow, Scott C. Doney, and Deborah K. Steinberg</i> .....	279
Clathrate Hydrates in Nature <i>Keith C. Hester and Peter G. Brewer</i> .....	303
Hypoxia, Nitrogen, and Fisheries: Integrating Effects Across Local and Global Landscapes <i>Denise L. Breitburg, Darryl W. Hondorp, Lori A. Davias, and Robert J. Diaz</i> .....	329
The Oceanic Vertical Pump Induced by Mesoscale and Submesoscale Turbulence <i>Patrice Klein and Guillaume Lapeyre</i> .....	351
An Inconvenient Sea Truth: Spread, Steepness, and Skewness of Surface Slopes <i>Walter Munk</i> .....	377
Loss of Sea Ice in the Arctic <i>Donald K. Perovich and Jacqueline A. Richter-Menge</i> .....	417
Larval Dispersal and Marine Population Connectivity <i>Robert K. Cowen and Su Sponaugle</i> .....	443

## Errata

An online log of corrections to *Annual Review of Marine Science* articles may be found at <http://marine.annualreviews.org/errata.shtml>